



# Bricks & Blocks

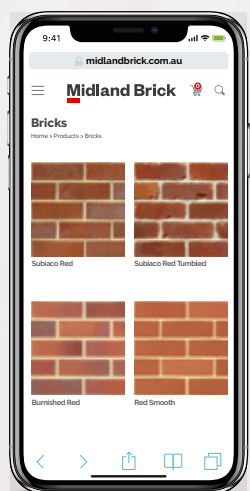


# Contents

Classic Range	1
Manor Range	2
Revival Range	4
Recycled Bricks	5
Spanish Range Contempo Madrid	6
Spanish Range Estilo	7
Masonry Blocks	9
Breeze Blocks	10
Utility Bricks	11
How to choose face bricks	13
The benefits of brick	16
Important information	17

## Shop 24/7

Visit our online shop where you can select and buy from our full range of bricks, pavers and blocks 24/7.



### Please note

- Prices include GST unless indicated.
- All prices and information listed are subject to revision without notice. Please re-confirm at time of order.
- Prices ex-Middle Swan and South Guildford Brickworks.
- All products picked up from our Joondalup yard may include the additional cost of cartage from the Brickworks to the yard.
- Delivery charges are not included.
- There is a handling service fee for all products that are delivered or picked up loose or in part packs.
- A restocking fee plus transport applies to any product returned to yards. Stocks must be in packs or on pallets as purchased
- A National Bricklayer Training Levy for the Brick and Block Careers Training Fund of \$1.50 per thousand for single course bricks and \$3.00 per thousand for double course bricks will be added to all clay brick quotes. Prices ex GST.
- A National Bricklayer Training Levy for the Brick and Block Careers Training Fund of \$6.00 per thousand for full and three-quarter sized blocks and \$3.00 per thousand for half blocks and fractions will be added to all masonry block quotes. Prices ex GST.
- Clay bricks are a natural product manufactured from locally sourced clays. Each batch consists of a blend of bricks which cannot be accurately represented by a single unit. Sample bricks provide a general indication of the product type and should not be relied upon as being representative of the product supplied or the entire wall. While every effort is made to ensure consistency, natural variation within a batch and between batches of equivalent product will always occur.
- Colour swatches are indicative of colour only. Due to the printing process, colours are representational only.



Red Smooth



Restoration Red



Subiaco Red



Burnished Red



Restoration Red Tumbled



Subiaco Red Tumbled

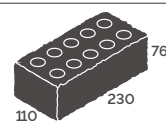
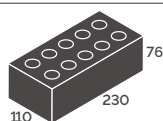


Nouveau Grey



Limestone Hue

Classic Range







Loongana Limestone



Bullara




Bremer Bay



Mandu



Roebuck

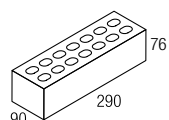
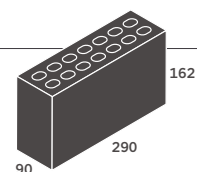


Kennedy

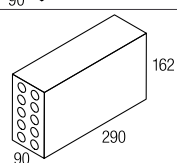
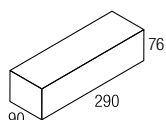


Shale

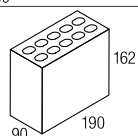
## Manor Range



Finishing Brick



190mm Fraction







Bremer Bay



Kennedy





Bishops House



Treasury Red



Laneway Vibe




Bishops House Tumbled



Treasury Red Tumbled

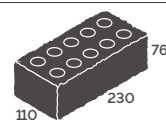
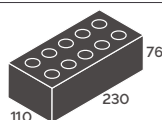


Laneway Vibe Tumbled



Treasury Red Tumbled

Revival Range







Recycled Bricks with White Mortar



Recycled Bricks with Cream Mortar



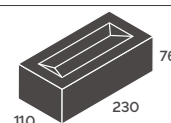
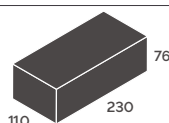
No modern brick can recreate the natural imperfections and charming irregularities which give each recycled brick its own, unique personality.

It's why Recycled Bricks work so powerfully as feature bricks and pavers and are increasingly used by leading interior designers and architects.

In short, our Recycled Bricks give you:

- A convenient size suitable for feature brickwork or heavy-traffic-area paving.
- A product which works as effectively in a feature or garden wall as it does in a landscaping highlight, renovation or restoration.
- Fascinating colour and size variations which add to the bricks' originality and earthy appeal. Each batch is uniquely different.
- The most environment-friendly bricks/pavers because they're totally recycled.
- The freedom to complement and blend beautifully with materials such as timber, limestone and granite.

## Recycled Bricks



# Spanish Range

## Contempo Madrid


290x90x47mm



Blanco



Ceniza



Gris

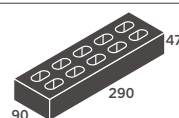


Nero



Blanco

Contempo Madrid





# Spanish Range

## Estilo

230x110x76mm



Blanco



Ceniza



Nero Azul

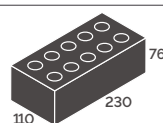


Nero Metalico



Nero Metalico

Estilo





Alabaster (AH Architecture, 📷 Acorn)



## Standard Colours




Grey



Parchment\*

## Made to Order Colours



Alabaster



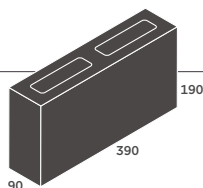
Carbon



Limestone

\*Parchment coloured blocks produced after February 2023 feature an improved colour and will vary to older stock. If matching to an existing project, please discuss with your Midland Brick Sales Representative prior to ordering.

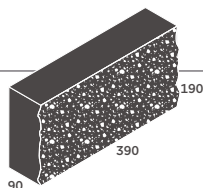
## 100mm Series



GREY

PARCHMENT

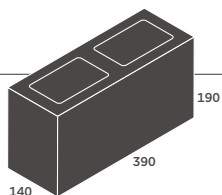
## 100mm Splitface Series



GREY

PARCHMENT

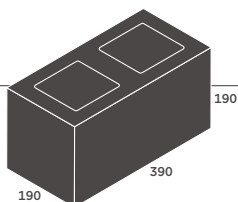
## 150mm Series



GREY

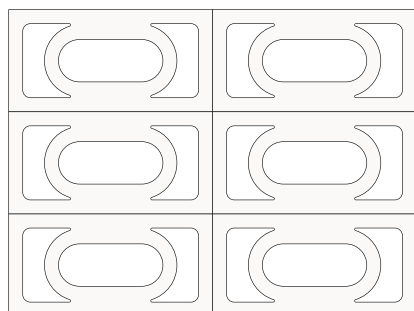
PARCHMENT

## 200mm Series




GREY


PARCHMENT



Carnaval



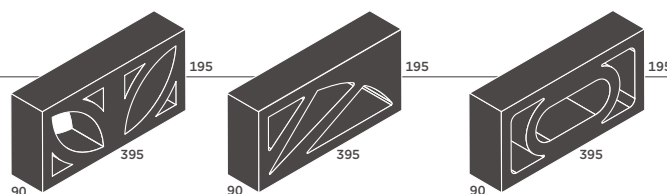
Ficus



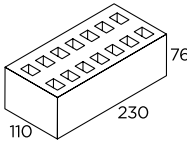
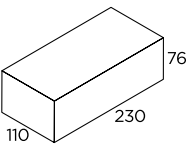
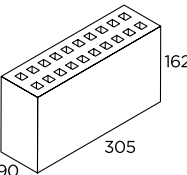
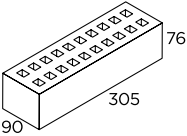
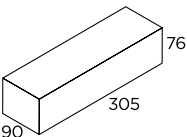
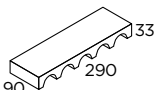
Isabela

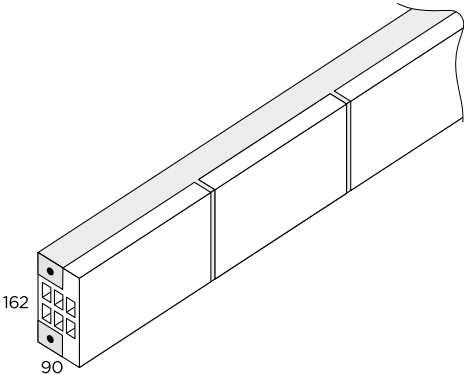


## Breeze Blocks





	Description	Nominal Weight Range				Bricks Per Sqm	Bricks Per Pack/ Pallet
Commons 230x110x76mm							
	Cored^	2.8-3.2 kg				48.5	264
	Paint Grade	2.8-3.2 kg				48.5	264
	Renderers* <i>Size may vary. Non load bearing. Mixed, structurally sound bricks suitable for rendering.</i>	2.8-3.2 kg				48.5	264
	Solid	3.8-4.2 kg				48.5	264
	Renderers* <i>Size may vary. Non load bearing. Mixed, structurally sound bricks suitable for rendering.</i>	3.8-4.2 kg				48.5	264
Maxibrick Range 305x90x162mm							
	Maxibrick^	5.1-5.9 kg				18.5	132
						18.5	138
	Acoustic Maxibrick	6.0-6.6 kg				18.5	132
						18.5	138
	Maxi One	5.0-5.2kg				18.5	132
						18.5	138
Longreach 305x90x76mm							
	Cored^	3.0-3.2 kg				37	252
	Solid	5.1-5.9 kg				37	252
<div>^ Higher load bearing products are available - made to order. *Subject to availability.</div> <div>Midland Brick recommends consulting with a Structural Engineer when using the Maxibrick Range in multi-storey construction.</div>							
Modular Splits 290x90x33mm							
	Splits					-	432

Description		Length (m)
<b>Maxibrick Lintel – Galvanised</b> Various Lengths x 90x162mm		
	Reinforced Maxibrick Lintel is specifically produced for use with Midland Brick's Maxibrick.	0.940
	The reinforced Lintel reduces construction costs and maintenance.	1.250
	The Lintel standard price is \$107.00 per lineal metre inc. GST	1.570
		1.890
		2.200
		2.500
		2.830
		3.140



# How to choose face bricks

## 1 Decide your style.

Before selecting bricks it's worthwhile gathering ideas on the style of house you would like to build, as the design can greatly influence the type of bricks you use. Here are four different styles to get you started.

### Coastal

A style that is inspired by the natural environment with a light and relaxed feel. Consider bricks in our Standard Collection or Manor Range, with careful consideration for the mortar colour and joint finish.



### Contemporary

Inspired by the return of post modernism with its clean lines and openness, this look can be perfectly complemented with bricks from our Contempo Madrid and Estilo ranges.



### Urban

The key to this style is a sleek edgy design, matched with the unexpected use of raw materials. Consider internal walls of exposed brick to add a bold twist, like our popular Restoration Red and Revival Collection.



### Classic

Inspired by styles past but never out of fashion, this look is warm and inviting. For anything from Colonial to Federation, you'll find plenty of choice in our Standard Collection and Manor Range.



# How to choose face bricks

## 2 Finesse the finer details.

How much influence you have on the choice of brick for your project may depend on whether you're building it yourself, have an architect involved or are using a builder. As a rough guide though, here are some things to consider.



### Location

The location of your home may help determine the type of bricks and mortar joints you need.

Where homes are subject to severe coastal conditions, including homes subject to airborne salt spray, on land with highly saline soil or near sources of air pollution (such as an industrial site) please consult a Midland Brick Sales Advisor for more information.



### Colour & texture


The colour and texture of the bricks you choose will help you create the look, feel and style of your new home. Midland Brick colours range from light neutral tones to deep dark shades.



**SMOOTH BRICKS** have a consistent texture and an almost ceramic appearance with straight edges.



**CUT FACE BRICKS** have a dragged or ripped appearance across the face, giving them a weathered look that is well suited to coastal style homes.



**ROLLED BRICKS** are treated with distinctive patterns prior to firing, which produces a variety of textures.



**TUMBLER BRICKS** have a rough texture and uneven edges which give them a rustic look, perfect for heritage or industrial style homes.



### Size

One size does not fit all – Midland Brick bricks come in a range of sizes.

A combination of brick sizes can be used for the entire house.

Consider patterns, window sills, feature walls, formal areas and architectural details.

- **STANDARD** 76mm high bricks (230mm long x 110mm wide)
- **SLIMLINE** 47mm high bricks (290mm long x 90mm wide)
- **LINEAR** 290mm long bricks (290mm long x 76mm high)
- **DOUBLE HEIGHT** 162mm bricks (290mm long x 90mm wide)







## Mortar

You may be surprised to know the colour and type of mortar joint (the space between the bricks) can have a striking impact on the overall look of your wall.

### Common mortar colours



**NATURAL**  
or **GREY**



**WHITE** or  
**OFF WHITE**



**CREAM**  
or **BUFF**



**COLOURED** to  
match brick colour

### Common mortar joints

The mortar joint refers to how the band of mortar between the bricks is finished. To protect against salt erosion in coastal areas and where exposure grade units may be required, a sealed joint (ironed/rolled or flush) is recommended.



**RAKED**



**IRONED** or  
**ROLLED**



**FLUSH**



**STRUCK**




## Brick bonds and other decorative effects

A bond is the pattern in which bricks are laid.

Whether you're after a more traditional look, or want to create a stand out feature wall, bricks offer incredible versatility. When choosing bricks, consider how creatively you're planning to lay them.

Note: A consultation for structural integrity is recommended.


### Common brick bond patterns




**STRETCHER BOND**




**STACK BOND**





**FLEMISH BOND**



**SOLDIER COURSE** (with  
stretcher bond)



**SCOTTISH BOND**  
(full headers  
every 6th course)



## Utility bricks

All products, including our utility bricks, are manufactured to the highest quality to meet Australian Standards.

**LONGREACH** 305x90x76mm - 37.0 bricks per sqm

**STANDARD COMMON** 230x110x76mm - 48.5 bricks per sqm

**FASTWALL / MAXIBRICK** 305x90x162mm - 18.5 bricks per sqm

**MAXIBRICK / VERTICLAY / ACOUSTIC** 305x90x162mm - 18.5 bricks per sqm

**MAXIBRICK GALVANISED LINTEL** Openings up to 2450mm



Longreach



Standard  
Common



Acoustic  
Maxibrick



Maxibrick



Maxibrick Galvanised  
Lintel

# The benefits of brick

Building with brick has many advantages, like strength and durability, but one huge benefit is the environmental reward.

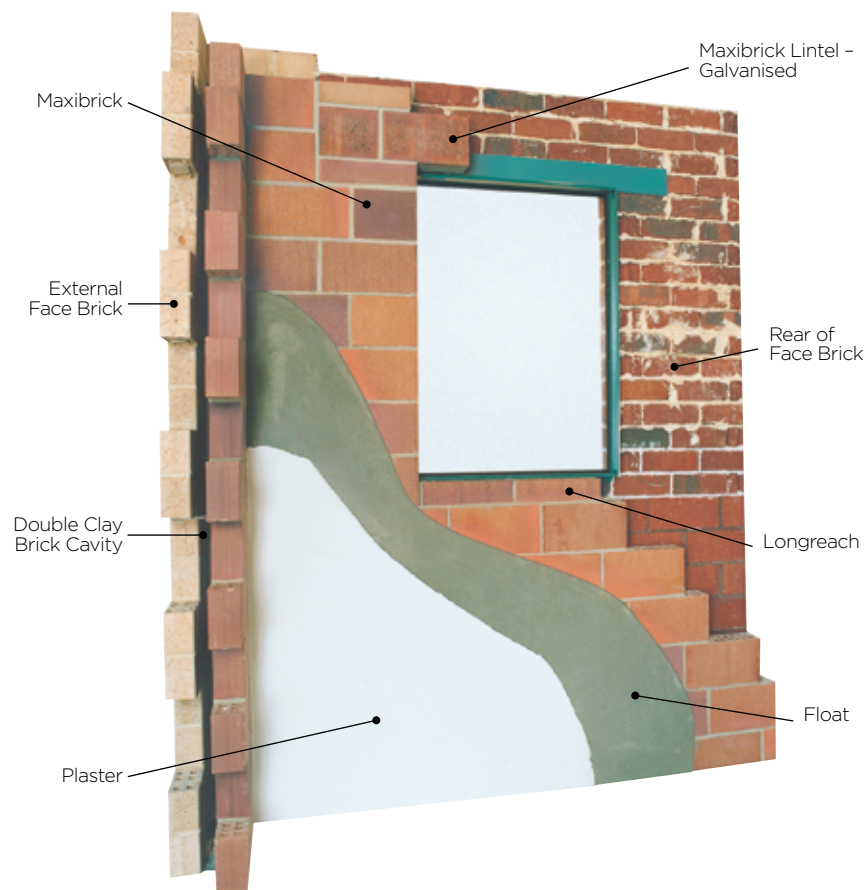
Take, for example, your energy consumption. Artificial heating and cooling is a major household cost and source of greenhouse emissions, so it makes sense to reduce this energy use by building with high thermal mass materials such as brick.

Recent research by Think Brick Australia and the University of Newcastle found clay brick construction was a more energy efficient and sustainable walling solution when compared to other forms of construction.

The study found that when coupled with good solar passive design, building with bricks reduced internal temperature fluctuations to ensure comfortable living conditions year-round.

Put simply, bricks gradually absorb heat to keep buildings cool in summer, while in winter, they hold the home's heat longer, keeping those inside warm.

## DOUBLE CLAY BRICK CONSTRUCTION



### Solar passive design

Clay bricks, when used together with well-planned design principles such as solar passive design, can make a significant difference to energy consumption used for heating and cooling your home – energy efficiency that is virtually ‘built in’.

Note: Solar passive design features (see right) are more effective when used in combination (not individually) and tailored to your specific climate needs.

### Features

**ORIENTATION AND SOLAR ACCESS** – Site orientation or the position of the house relative to the sun, so that the house can take advantage of naturally available energy.

**GLAZING AND SHADING** – Effective use of eaves, window tinting and double-glazed windows and glass doors.

**SEALING AND VENTILATION** – Cross ventilation – openings on both sides of the home – allows fresh breezes to circulate more effectively. Thermal mass in internal walls (such as clay brick) is still needed to even out temperatures. Vents may also be installed in the roof space to help regulate air flow year-round.

**INSULATION** – The use of insulation in walls and ceilings, to act as a barrier to heat flow, is essential to providing year-round comfort.

**THERMAL MASS** – This is the ability of a material to absorb heat. High density materials such as bricks and tiles have high thermal mass, which when used correctly moderates internal temperatures by averaging day/night extremes. Thermal research\* has shown clay brick to be a superior building material in providing comfortable and energy efficient living environments.

\* Thermal research program over 8 years by Brick manufacturers and Think Brick Australia in collaboration with The University of Newcastle's Faculty of Engineering and Built Environment.



# Important information

**Safety Information.** We have safety information sheets providing details on brick cutting, cleaning, safe storage and movement of bricks and pavers. Ask our Sales Advisors or see online for more information and leaflets.

**Ordering Product.** When ordering product, we recommend they are all delivered at the same time to ensure colour consistency as colours will vary within and between batches.

**Country Orders.** Bricks and pavers can be double strapped, packed and strapped onto pallets and/or shrink wrapped for country cartage on request. 48 hours notice required. Price on application. Note: Clients are reminded that when picking up product ex works, vehicles must have side gates or mesh. Mesh can be purchased direct from Midland Brick.

**Product Inspection.** We strongly recommend at all times there be careful inspections and supervision of all bricks and pavers delivered to ensure satisfactory results prior to and during installation. Any complaints regarding product should be directed to the place of purchase PRIOR to laying.

**Colour Variation.** Products on display are examples, variation will occur naturally within a production run and with each production run of products.

**Chipping and Breakage.** Some minor chipping and breakage can occur during the delivery, off loading and laying of all products. This should not exceed 5% of the completed product. It is recommended that this product be used for cuts and infills.

**Score Marks.** Score or drag marks may occur during the face texturing and manufacturing process. These marks are a characteristic of the product and may be evident on textured or mexi-cut type bricks as vertical lines. During the manufacturing process deep and wide drag marks may occur from time to time. 'Drag marks' are a part of the product and do not detract from the overall appearance of the completed wall when laid, as can be seen in our brochures and on our branches' display walls.

**Colour Blending.** For the best colour blending results, blend your bricks and pavers from various packs as you lay. Ask our Sales Advisors for more information or download the brochure online.

**Brick Face.** Face bricks and blocks have only one purpose made face and one purpose made header.

**Solids.** Variations in colour may occur between solid and cored face bricks of the same name.

## **Manor Range Accessory Bricks.**

Variations in colour may occur between accessory bricks (76mm Longreach Cored, 76mm Longreach Solid, Finishing Brick, 190mm Fraction) and cored face bricks of the same name.

**Sizing.** Product supplied is within the dimensional tolerances specified in Australia/ New Zealand Standard AS/ NZS 4455. For further information please contact Midland Brick. Sizes and number per square metre are nominal only and subject to variance due to installation technique, product colour and size variation through manufacturing processes. Please consult your Midland Brick Sales Advisor if mixing various colours into patterns.

**Cutting.** When cutting products, please ensure that the product is fully wetted (soaked with water), to reduce the chance of discolouration from cutting slurry entering the product surface. Similarly, ensure all slurry is washed from any cut product before laying. Ensure that no cutting slurry falls on the surface of product already laid. Please refer to [www.midlandbrick.com.au](http://www.midlandbrick.com.au) on Cutting Procedure for further information or enquire with a Sales Advisor.

**Utility Bricks.** Not all utility bricks are suitable for external use. We recommend you discuss applications with your Midland Brick Sales Advisor. Please note all utility bricks are not colour specific.

**Masonry Blocks.** All concrete masonry products shrink over time and allowance for this must be included in the building design. For unreinforced walls using concrete masonry product, control joints must be incorporated at centres not exceeding 6 metres. Please speak to your Midland Brick Sales Advisor or refer to AS3700 for further information.

**Architectural Shapes, Custom Colours.** Special shapes, squints, sill bricks, utilities and custom colours are available subject to quantity required, scope of a project and availability of clay and materials. Please consult your Midland Brick Rep for more information.

**Certified Strength Bricks.** For specialised building projects Midland Brick produce a range of certified strength bricks – details of specifications and costs are available on application.

**Two Storey Projects.** For two storey projects Midland Brick can block stack face bricks on site, and later lift them onto the first floor slab if possible (charges apply). It is recommended that all face bricks be delivered at the same time to ensure colour consistency between storeys.

**Brickwork by the Coast.** To achieve maximum protection in coastal areas, a sealed joint (flush or rolled) with an approved damp proof course is recommended. To ensure the best possible performance of any brickwork in severe marine environments, exposure grade units are required. Please consult your Midland Brick sales office if more information is required.

## **Mortar Mix Recommendations for Concrete Masonry.**

### **M3 Applications (as per AS3700)**

Subject to non-saline wetting and drying – General Purpose

1 Cement : 1 Lime : 6 Sand or,  
1 Cement : 5 Sand – requires the use of methyl cellulose water thickener.

### **M4 Applications (as per AS3700)**

Subject to saline wetting and drying – Exposure

1 Cement : 0.5 Lime : 4.5 Sand or,  
1 Cement : 4 Sand – requires the use of methyl cellulose water thickener.

*Note: Please be aware that the sand used in mortar is sourced from different locations. This may result in a difference between the mortar colour of your new home and the mortar colour of product displayed at our selection centres. Please ensure you discuss this important factor with your builder.*

## **Damp Proof Course (DPC).**

It is imperative that adequate damp proof course is installed to protect the brickwork from excessive ground salts and moisture. Damp proofing in the external leaf of masonry, piers and in garden walls is important to ensure that the bricks maintain their appearance. The damp proof course must be installed correctly and above ground level to ensure it functions correctly.

**Brickwork Cleaning.** It is important to ensure correct cleaning methods are used to remove any mortar stains. Excessive use of acids for cleaning brickwork may cause staining which is difficult to remove and can permanently spoil the appearance of the brickwork. Brick cleaning should only be done by a trained professional.

## **Website Information Service.**

Information about Midland Brick's range of quality bricks, pavers, retaining walls and technical specifications is available to download free of charge. Visit [www.midlandbrick.com.au](http://www.midlandbrick.com.au).

# Midland Brick

For more information about Midland Brick



Call us on **13 15 40**



Visit our website at **midlandbrick.com.au**



Drop into a Midland Brick Selection Centre or Reseller

Follow us on Social Media



## West Gosford

9 Dyer Crecent, West  
Gosford, NSW, 2260  
1300 884 363  
sales@mdbrick.com.au

## Minchinbury

40 Eddie Road,  
Minchinbury NSW 2270  
1300 884 363  
sales@mdbrick.com.au



Samples and displays should be viewed as a guide only. Colour/shade variations occur from batch to batch. Colours shown in this brochure are indicative only and should not be used for final selection. Whilst every effort is made to supply product consistent with brochures and examples, some colour and texture variation may occur within production runs. Not all colours are available in every region for each product. See your retailer for colours available in your region. Products ordered should be chosen from actual samples current at the time of order and are subject to availability. Photographs in this brochure are only representative of Midland Brick products and the appearance and effect that may be achieved by their use. Customers should ensure all delivered products are acceptable, and any concerns about products are made prior to laying.

© Copyright Midland Brick - all rights reserved 2024

01102024



This publication is printed onto paper stock that is manufactured from timber sourced from sustainable resources. Both printer and paper manufacturer are accredited to the highest international environmental standards.